



World of Fun Experiments

ABOUT OUR FOUNDER



Dori Roberts
CEO & Founder

- ✓ Teacher for **more than a decade**
- ✓ Helped many students **win Engineering and Science-based** competition in the USA
- ✓ **250** locations worldwide
- ✓ **37** International countries
- ✓ Indonesia: flagship learning center in **July 2015**
- ✓ **1000** students (and growing fast)
- ✓ **35** school partners



OFFICIAL PARTNER



What is Engineering For Kids®?

Engineering For Kids® offers suite of programs of over hundreds of theme-based classes that are targeted at STEM subjects (Science, Technology, Engineering and Mathematics) tailored for kids aged 4 to 14. Kids learn through the world of fun experiments such as **Building & Launching Rocket** that shoots up to 45 meters, **Design & Construct a Skyscraper**, and **Mixing Chemicals to create Explosion** in a fun and safe environment.



For Every Kids to **sharpen** their **Critical Thinking** and **experience Science** application to their **daily life**.

PROGRAM AGE GROUPS



JUNIOR
(4 - 6 YO)

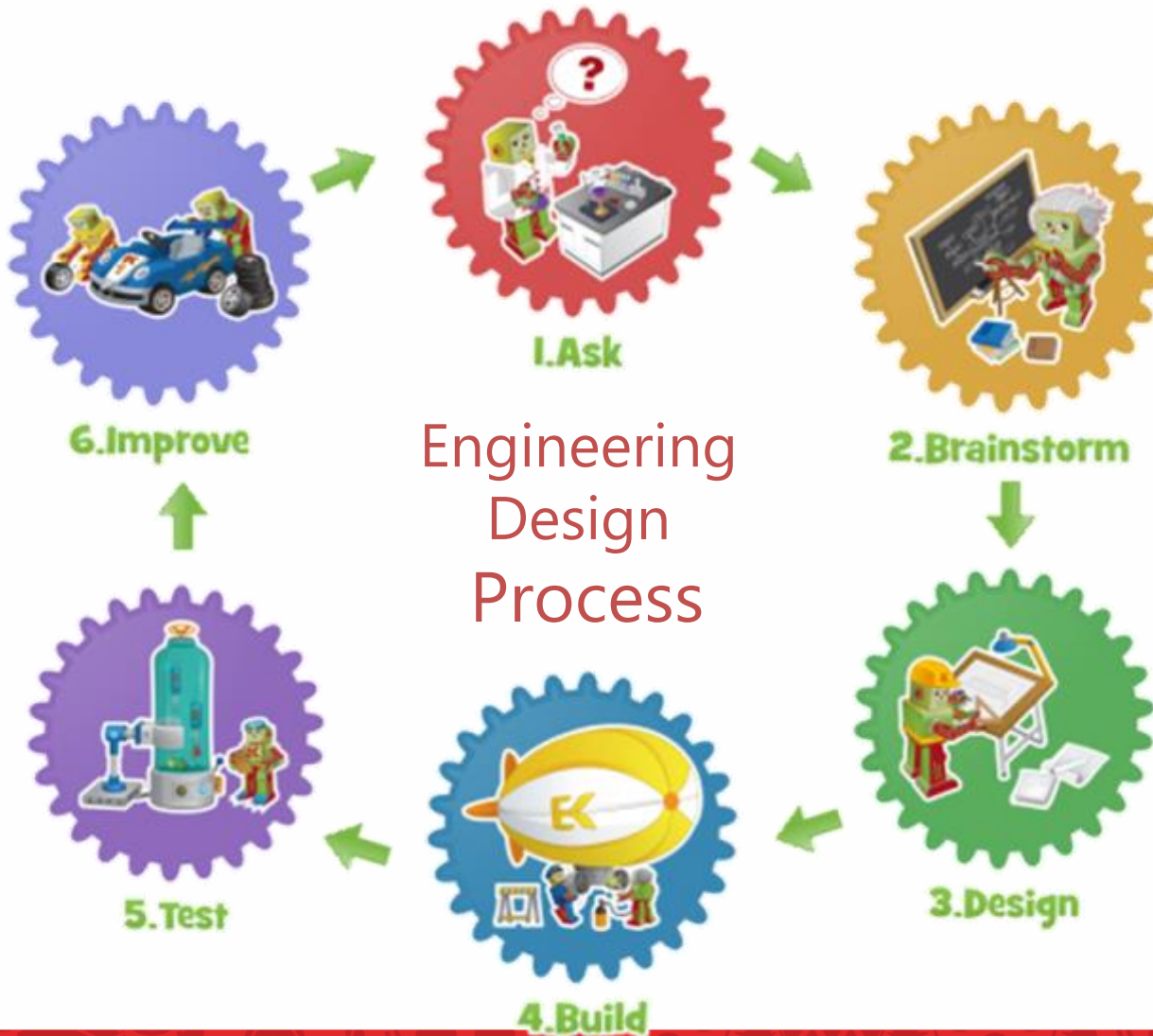


APPRENTICE
(7 - 10 YO)



MASTER
(11 - 14 YO)

Teaching Method



- ✓ More than **200 experiments** using different kind of tools, **80% recyclable materials**
- ✓ **No Right or Wrong** – class participation are always encouraged
- ✓ Following the Engineering Design Process **used by real engineers**

Class Rundown (60')

Engineering Classes



Ask. Students will consider the following questions:

- What is the problem?
- Why is it important to solve this problem?
- How can I design a _____ that will _____?



Brainstorm. Students will think through solutions by:

- Independently listing several possible solutions.
- Sharing and discussing possible solutions with their partners or teachers, discussing pros and cons.
- Considering design requirements, which are the important characteristics the design must include.



Design. Students will select the best solution and develop its design by:

- Drawing detailed pictures or diagrams.
- Using tools such as rulers.

Class Rundown (60')

Engineering Classes



Build. Students will build a full-size or scaled model by:

- Following their detailed pictures or diagrams.

Test. Students will test their model once it is complete by:

- Performing a trial run.
- Assessing the design of the model following the trial run.
- Reconsidering design features, materials, size, etc.
- Filling in the worksheet given.



Improve. Students will tweak their model by:

- Redesigning and retesting their model.
- Continuing the process of testing and improving until they are pleased with their final product. The final two steps of the Engineering Design Process are critical in the field of engineering. Encourage students to constantly reflect and improve.

Quiz Time. Students will be tested by:

- Answering questions related to today project's subject.



Engineering Classes

Hundreds of projects to learn from the 11 fields of engineering: aerospace, chemical, civil, electrical, mechanical, marine, industrial, environmental, optical, software, hardware. Each class is a new project that students can bring home after.



Sample of Engineering Worksheet

Enrichment Classes

Junior



Junior Electrical Class/
Conductor Finder

Name: _____

Which one is conductor?



wire



foam
sheet



aluminum
foil




paper



To make the light bulbs on,
we need: conductor
 insulator

Lamp Circuit



Senior



Worksheet: Ice Cream Factory

1. What are the ingredients found in your ice cream mixture? Name 3 main ingredients.

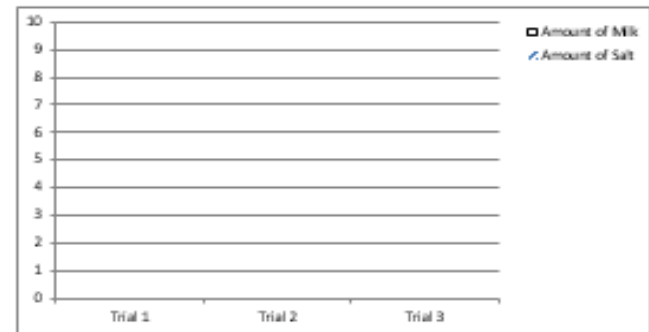
2. How do you make brine solution and what is it needed for?

3. Data and Result: record your trial result

	Amount of milk	Amount of salt	Time needed to freeze
Trial 1			
Trial 2			
Trial 3			

4. How did you change your ice cream recipe between Trial 1 and Trial 2? Which one is better and why?

5. Draw a bar chart below to show an overview of the difference of ingredient between each trial. Plot the amount of milk and salt between each trial.



Student Report

- At the end of each term, parent will receive a progress report.

Things I Have Learned



1. Lunar Lander
2. Straw Rocket
3. Levitron

4. Science of Fluid
5. Hot and Cold
6. Volcano



7. Go go Woodpecker
8. Robo Marker
9. Balloon Powered Car

10. Windmill
11. Diver
12. Paddle Boat



Now I Know About



Newton's 3rd Law



Pull and Push Forces



Pressure

Student's Assessment Sheet



Area Of Assessment	Description	Grade
Concept Understanding	Child's understanding towards concepts that are being taught in the class	A
Class Participation	<ul style="list-style-type: none"> - Participate in answering question in class - Group work skill - Show effort in solving problem 	A
Motoric Skill	Hand-eye coordination	B
Creativity & Independence	<ul style="list-style-type: none"> - Introduce new ideas - Initiative for self-improvement - Overall performance 	A
Behavior	<ul style="list-style-type: none"> - Respect for peers and teacher in class - Communicate in a respectful manner 	B

A- Excellent, B- Very Good, C- Good, D- Fair

Highlight from Teacher:

Clement is a very enthusiastic student. He has a lot of creative ideas to improve his project. A very well behaved student with good motoric skills. I hope to see you in the new term Well done Clement

Jakarta, 8 May 2017


Teacher Name

PROPOSAL

Pricing : Rp.120,000 nett/student/session
Min No Of students : 10 students/class
Students Grade : Kindergarten – Primary

*Pricing includes:

- All materials needed for experiments
- Worksheet
- Student's Report
- Student can bring project home.



#efkonmedia on Media review



Media Coverage



Productive Mamas



President Obama Remarks to the Business Roundtable
President Obama delivers remarks at a quarterly meeting of the...
c-span.org

Positive endorsements from:

- Metro TV
- Trans 7 TV
- NET TV
- TVRI
- Da Ai TV
- Kompas Gramedia TV
- RIM TV
- Barack Obama on C-SPAN.ORG

- Productive Mamas
- Koran Kontan
- Info Gading
- Media Kelapa Gading

• More to come...

* Per October 2016



#efktestimonial on



What parents are saying about us...

Excellent place to combine fun and knowledge.
Thank you for the great party

Hi, we jst rch hm. Party was a successful one. Wveryone enjoyed so much.

Thank you so much for the education, he really loves both the learning and the enviroment and teachers.

Thx ya miss...

Jgn bosan2 kasi semangat buat anak2 yah 😊

Kl sy sih bersyukur Aaron msk efk. Para miss nya ada passion ngajarin anak2. Bener2 care. Kagak asal transfer ilmu doank 😊

23:18

Pertahankan ya miss 😊

23:19

Anak anak saya happy banget

7:27 AM

Boleh diinfo in setiap liburan jadwalnya nggak ya mbak?

7:27 AM

iya bu aku senang denger nya mereka learn something dan have fun

7:26 PM

Dan secara nga langsung vokap englishnya bertambah

7:26 PM

Saya juga senang

7:27 PM

Karna disana belajar tapi anak nga stress malah enjoy

7:27 PM

Walau jauh tapi semangat

7:27 PM

13

Kt mamanya ethan, ethan sampe nangis2 ya pisah sm efk...

10:42 AM

Saya senang anak saya banyak belajar di sana

7:23 PM

iyaa makasi ya bu :) 7:23 PM

Dan mereka juga enjoy

7:23 PM

Kalau saya bilang kita berhenti les

7:23 PM

saya pastikan kita do the best untu lebih menjaga dan memperhatikan bu

7:23 PM

Mereka teriak nga mau

7:24 PM

Apalagi

7:24 PM

Hari ini yang roket

7:24 PM

Nga abis abis ceritanya

7:24 PM

👉 7:24 PM

ENGINEERING FOR KIDS INDONESIA

SCHOOL PARTNERS



and many others...

ENGINEERING FOR KIDS INDONESIA

CORPORATE PARTNERS



OUR BRANCH LOCATION

- 
- Kelapa Gading
 - Permata Hijau
 - Pantai Indah Kapuk
 - Sunter
 - Gading Serpong
 - Batam City
 - Palembang City

For more details...



INDONESIA@ENGINEERINGFORKIDS.COM



ENGINEERINGFORKIDS.CO.ID



EFK.INDONESIA



ENGINEERING FOR KIDS INDONESIA
WWW.FACEBOOK.COM/EFKINDONESIA